

## SECOND ORDER SENSITIVITY ANALYSIS OF HEAT CONDUCTION PROBLEMS

*Romuald Szopa, Jarosław Siedlecki, Wioletta Wojciechowska*

*Institute of Mathematics and Computer Science, Czestochowa University of Technology*

**Abstract.** In the paper the selected problems of sensitivity analysis application in the numerical modeling of heat conduction processes are discussed. The model of heat transfer bases on the Fourier equation supplemented by the geometrical, physical, boundary and initial conditions. In the first part of the paper the problems for which the second order sensitivity  $V(x, t) = 0$ , while in the next part the problems for which the second order sensitivity can be taken into account are presented, at the same time the direct approach of sensitivity analysis is used. On the stage of numerical computations the finite difference method [1] is applied.

### 1. Governing equations

The transient temperature field in the solid domain is determined by the following energy equation

$$x \in \Omega : c \frac{\partial T(x, t)}{\partial t} = \lambda \nabla^2 T(x, t) + Q \quad (1)$$

where  $T(x, t)$  is the temperature,  $c$  is the volumetric specific heat,  $\lambda$  is the thermal conductivity,  $Q$  is the capacity of internal heat sources,  $x, t$  denote the spatial co-ordinates and time. Let us assume that on the external surface of  $\Omega$  the condition is general form, this means

$$x \in \Gamma_0 : \Phi \left[ \frac{\partial T(x, t)}{\partial n}, T(x, t) \right] = 0 \quad (2)$$

is given,  $\partial(\cdot)/\partial n$  denotes the normal derivative.

For  $t = 0$  the initial temperature is known

$$t = 0 : T(x, 0) = T_0(x) \quad (3)$$

### 2. Sensitivity model independent of the basic model

At first the sensitivity of the problem discussed with respect to the boundary temperature  $T_b$  (Dirichlet problem) will be analyzed. According to the rules of

direct approach [2-5] the Fourier equation and the boundary - initial conditions must be differentiated with respect to  $T_b$ . So using the Schwarz theorem one obtains

$$\begin{cases} x \in \Omega & : & c \frac{\partial U(x,t)}{\partial t} = \lambda \nabla^2 U(x,t) \\ x \in \Gamma_0 & : & U(x,t) = 1 \\ t = 0 & : & U(x,0) = 0 \end{cases} \quad (4)$$

where  $U = \partial T / \partial T_b$ . One can notice that in the case discussed the sensitivity model (4) is independent of the basic one (1)-(3). In such a case the sensitivity problem can be solved separately.

The second order sensitivity is defined as  $V = \partial U / \partial p = \partial^2 T / \partial p^2$ , where  $p$  is the parameter considered. In the case of problem (4) we obtain the following model of second order sensitivity

$$\begin{cases} x \in \Omega & : & c \frac{\partial V(x,t)}{\partial t} = \lambda \nabla^2 V(x,t) \\ x \in \Gamma_0 & : & V(x,t) = 0 \\ t = 0 & : & V(x,0) = 0 \end{cases} \quad (5)$$

where  $V = \partial U / \partial T_b$  (or  $\partial^2 T / \partial T_b^2$ ). Taking into account the form of boundary and initial conditions the solution of problem (5) is very simple, namely  $V(x, t) = 0$ .

Let us assume that the basic solution of problem (1)-(3) is known and we want to 'rebuild' this result on the solution concerning the new boundary temperature  $T_b$ . Then using the Taylor formula we have

$$T(x, t, T_b \pm \Delta T_b) = T(x, t, T_b) \pm U(x, t, T_b) \Delta T_b \quad (6)$$

and it is the exact formula. So the precise 'rebuilding' of temperature field found for boundary temperature  $T_b$  on the solution for  $T_b \pm \Delta T_b$  is possible for optional value of  $\Delta T_b$ .

The considerations presented above can be illustrated by the following example. We consider the 1D cylindrical layer (external radius 0.01 m, internal radius 0.03 m). Thermophysical parameters of domain  $\Omega$  equal  $\lambda = 1.3$  W/mK,  $c = 1.6$  MJ/m<sup>3</sup>K,  $Q = 0$ , initial temperature  $T_0 = 20^\circ\text{C}$ , external boundary temperature  $T_b = 100^\circ\text{C}$  and next  $T_b = 150^\circ\text{C}$ .

On the internal surface the no-flux condition is assumed. So, the following boundary-initial problem is considered

$$\begin{cases} x \in \Omega & : & x \frac{\partial T(x,t)}{\partial t} = \frac{\lambda}{x} \frac{\partial}{\partial x} \left[ x \frac{\partial T(x,t)}{\partial x} \right] \\ x = R_2 & : & T(x,t) = T_b \\ x = R_1 & : & -\lambda \frac{\partial T(x,t)}{\partial x} = 0 \\ t = 0 & : & T(x,0) = 0 \end{cases} \quad (7)$$

and the sensitivity model with respect to  $T_b$  is of the form

$$\begin{cases} x \in \Omega & : & x \frac{\partial U(x,t)}{\partial t} = \frac{\lambda}{x} \frac{\partial}{\partial x} \left[ x \frac{\partial U(x,t)}{\partial x} \right] \\ x = R_2 & : & U(x,t) = 1 \\ x = R_1 & : & -\lambda \frac{\partial U(x,t)}{\partial x} = 0 \\ t = 0 & : & U(x,0) = 0 \end{cases} \quad (8)$$

In Figure 1 the sensitivity profiles (solution of problem (8)) for times 50, 100, 150 and 250 s are shown. Figure 2 illustrates the temperature profiles for the same times and  $T_b = 100^\circ\text{C}$ , while in Figure 3 - the temperature profiles for boundary temperature  $T_b = 150^\circ\text{C}$ . The lines correspond to the direct solution obtained for the new boundary temperature, the symbols correspond to the solution resulting from the Taylor formula under the assumption that  $T_b = 100^\circ\text{C}$ ,  $\Delta T_b = 50 \text{ K}$ .

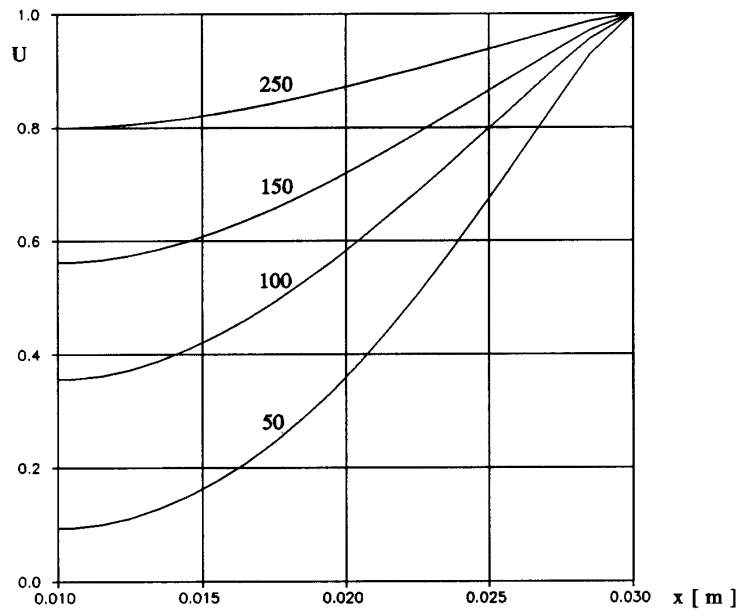
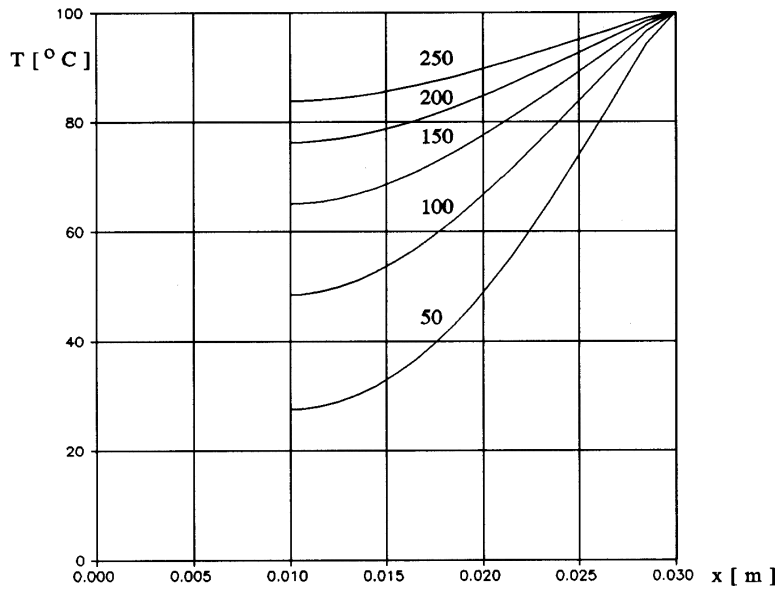
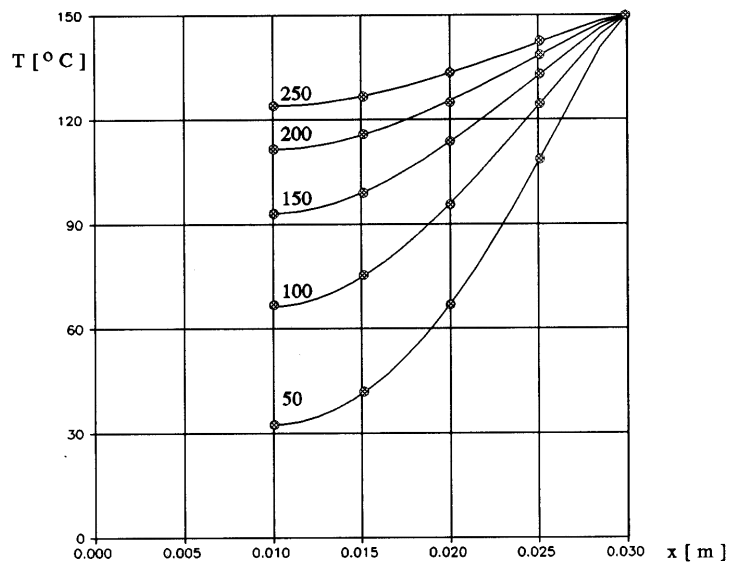


Fig. 1. Sensitivity profiles

Fig. 2. Temperature profiles for  $T_b = 100^\circ\text{C}$ Fig. 3. Temperature profiles for  $T_b = 150^\circ\text{C}$ 

According to the theoretical consideration the direct and resulting from the sensitivity approach solutions are the same. In [6] the similar example concerning 2D problem can be found.

### 3. Sensitivity model coupled with the basic one

The heat conduction problem described by equation (1) and conditions (2) and (3) is considered again. The sensitivity of temperature with respect to volumetric specific heat and thermal conductivity is analyzed. Differentiation of the Fourier equations with respect to  $c$  gives

$$x \in \Omega : \frac{\partial T(x,t)}{\partial t} + c \frac{\partial U(x,t)}{\partial t} = \lambda \nabla^2 U(x,t) \quad (9)$$

Introducing the artificial source term  $Q = -\partial T/\partial t$  we have

$$x \in \Omega : c \frac{\partial U(x,t)}{\partial t} = \lambda \nabla^2 U(x,t) + Q(x,t) \quad (10)$$

The last equation corresponds to the diffusion one with non-zero source term (see (1)). Differentiating with respect to  $\lambda$  we obtain

$$x \in \Omega : c \frac{\partial U(x,t)}{\partial t} = \nabla^2 T(x,t) + \lambda \nabla^2 U(x,t) \quad (11)$$

ore using once again the equation (1)

$$x \in \Omega : c \frac{\partial U(x,t)}{\partial t} = \lambda \nabla^2 U(x,t) + \frac{c}{\lambda} \frac{\partial T(x,t)}{\partial t} \quad (12)$$

which is very similar to (9).

The boundary and initial conditions assumed previously reduce (in the case of sensitivity with respect to  $c$ ) to the zero conditions. In spite of this the solution concerning the function  $U$  is no-zero because of source term in the diffusion equation. In the case of sensitivity with respect to  $\lambda$  the Neumann condition concerning the boundary value of normal derivative leads to the formula

$$x \in \Delta\Gamma_0 : -\lambda \frac{\partial U(x,t)}{\partial n} - \frac{\partial T(x,t)}{\partial n} = 0 \quad (13)$$

or

$$x \in \Delta\Gamma_0 : -\lambda \frac{\partial U(x,t)}{\partial n} = \frac{\partial T(x,t)}{\partial n} = -\frac{q_b}{\lambda} = q_{Ub} \quad (14)$$

where  $q_b$  is the given boundary heat flux. Finally we obtain the Neumann condition with new flux denoted as  $q_{Ub}$ .

As the example of sensitivity coupled with the basic solution the following 1D task will be presented. We consider the plate ( $L = 5$  cm), while  $T_0 = 100^\circ\text{C}$ ,  $\lambda = 1.3$  W/mK,  $c = 1.6$  MJ/m<sup>3</sup> K. The heat exchange between domain and environment for  $x = L$  is determined by the Robin condition (ambient temperature

$T_a = 0^\circ\text{C}$ , heat transfer coefficient  $\alpha = 100 \text{ W/m}^2\text{K}$ ). For  $x = 0$  the no-flux condition is assumed. The analysis concerns the sensitivity with respect to  $c$ . It should be pointed out that the differentiation of the Robin condition with respect to  $c$  gives the same (from the mathematical point of view) form, namely

$$x \in \Delta\Gamma_0 : -\lambda \frac{\partial U(x,t)}{\partial n} = \alpha[U(x,t) - U_a] \quad (15)$$

where  $U_a = 0$ .

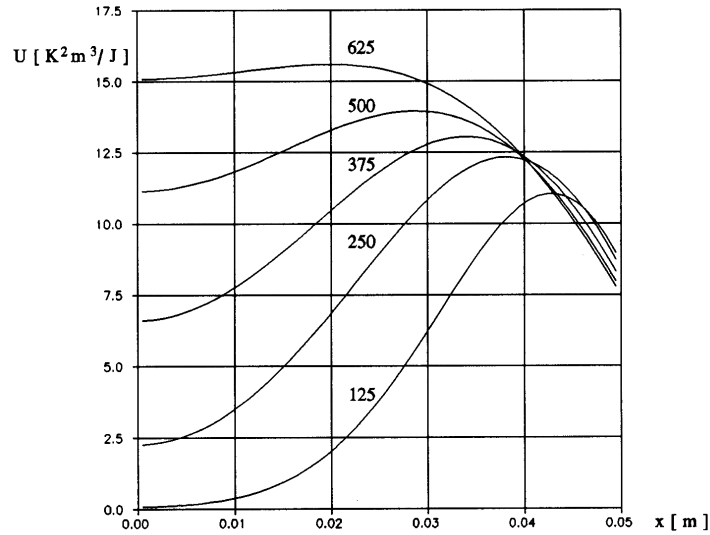


Fig. 4. Sensitivity with respect to  $c$

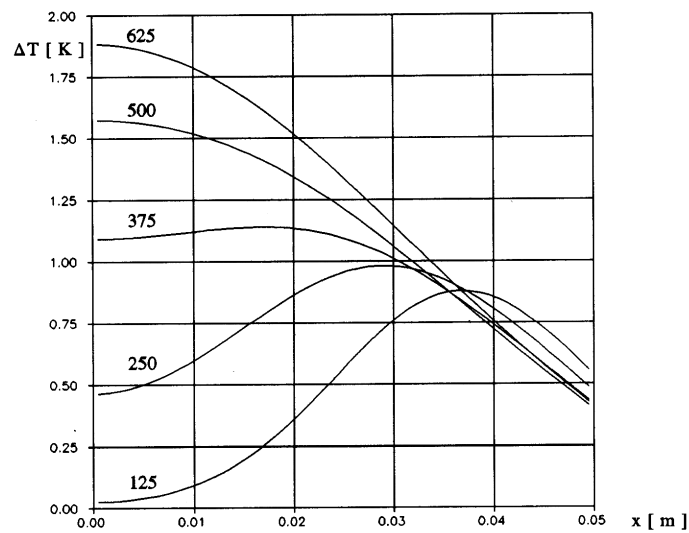


Fig. 5. Error profiles for perturbation +30%

In Figure 4 the sensitivity profiles for  $t = 125, 250, 375, 500$  and  $625$  s are shown. The obtained results have been applied to rebuild the basic solution obtained for  $c$  on the solution for  $1.1c, 1.2c$  and  $1.3c$ . The Taylor formula of type (6) has been used, but the results are not exact because the second order sensitivity is non-zero function.

In Figure 5 the error of 'new' temperature identification corresponding to 30% perturbation of  $c$  is shown

The problem considered is linear and then the errors resulting from the simplified form of Taylor formula are rather small. In the case of non-linear problems [7-11], the errors are bigger.

#### 4. Non-zero second order sensitivity

As the example of problem discussed the sensitivity analysis of the Robin condition parameters will be shown. The solution for disturbed values of heat transfer coefficient  $\alpha$  and ambient temperature  $T_a$  can be found using the formula

$$T(x, t, \alpha \pm \Delta\alpha, T_a \pm \Delta T_a) = T(x, t, \alpha, T_a) \pm U_\alpha \Delta\alpha \pm U_a \Delta T_a + U_{\alpha\alpha} \frac{\Delta\alpha^2}{2} + U_{aa} \frac{\Delta T_a^2}{2} \pm U_{\alpha\alpha} \Delta\alpha \Delta T_a \tag{16}$$

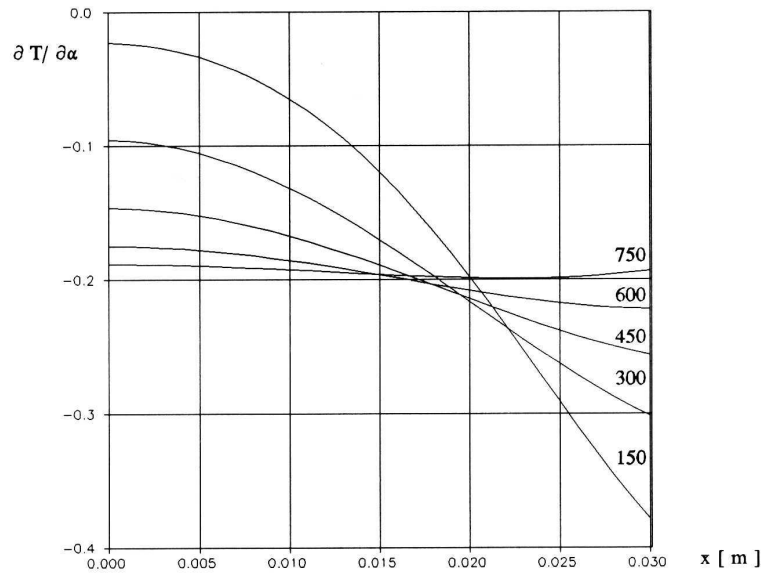
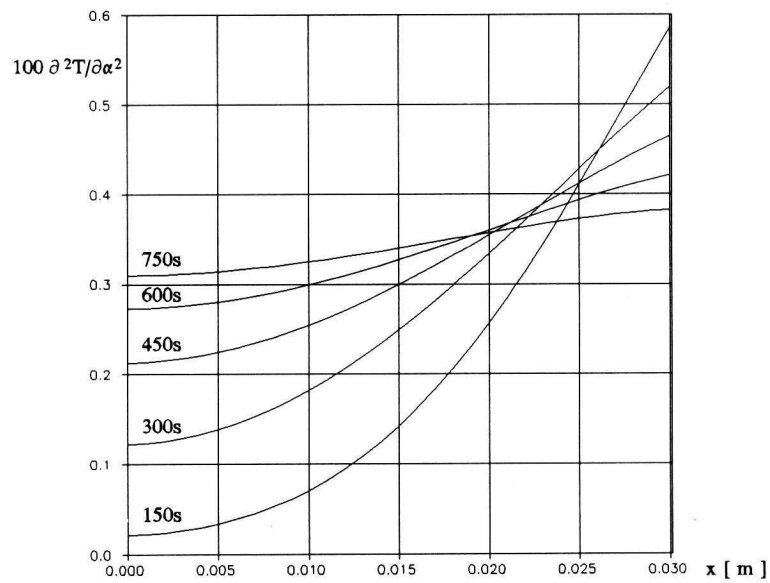
So, the basic solution and 5 additional boundary-initial problems concerning the first and the second order sensitivities must be solved. For example the sensitivity  $U_\alpha$  results from the following system of equations

$$\begin{cases} x \in \Omega & : & c \frac{\partial U_\alpha(x,t)}{\partial t} = \lambda \nabla^2 U_\alpha(x,t) \\ x \in \Gamma_0 & : & -\lambda \frac{\partial U_\alpha(x,t)}{\partial n} = \alpha [U_\alpha(x,t) - U_\alpha^a], \quad U_\alpha^a = \frac{T_a - T(x,t)}{\alpha} \\ t = 0 & : & U_\alpha(x,0) = 0 \end{cases} \tag{17}$$

while  $U_{\alpha\alpha} = V_\alpha$  corresponds to the solution of the problem

$$\begin{cases} x \in \Omega & : & c \frac{\partial U_{\alpha\alpha}(x,t)}{\partial t} = \lambda \nabla^2 U_{\alpha\alpha}(x,t) \\ x \in \Gamma_0 & : & -\lambda \frac{\partial U_{\alpha\alpha}(x,t)}{\partial n} = \alpha [U_{\alpha\alpha}(x,t) - U_{\alpha\alpha}^a], \quad U_{\alpha\alpha}^a = \frac{2U_\alpha}{\alpha} \\ t = 0 & : & U_{\alpha\alpha}(x,0) = 0 \end{cases} \tag{18}$$

Let us consider the following 1D task (plate of thickness 6 cm and parameters  $\lambda = 1$  W/mK,  $c = 1.6$  MJ/m<sup>3</sup>K). On the outer surface  $\alpha = 100$  W/m<sup>2</sup>K,  $T_a = 30^\circ\text{C}$  [6].

Fig. 6. First order sensitivity with respect to  $\alpha$ Fig. 7. Second order sensitivity with respect to  $\alpha$ 

In Figures 6 and 7 the courses of sensitivities  $U_\alpha$  and  $U_{\alpha\alpha}$  for times 150, 300, 450, 600 i 750 s are shown. One can see that sensitivity  $U_\alpha$  is negative (the bigger value of  $\alpha$  causes the drop of temporary temperatures in  $\Omega$ ). The second order



sensitivity  $U_{\alpha\alpha}$  is small, but can be taken into account. The obtained sensitivity distributions  $U_{\alpha}$ ,  $U_{\alpha\alpha}$ ,  $U_a$ ,  $U_{aa}$  and  $U_{a\alpha}$  have been used in order to find the solution for  $\alpha = 70 \text{ W/m}^2\text{K}$ ,  $T_a = 10^\circ\text{C}$ . The results, as it was expected, were practically the same as the solution of direct problem with new parameters  $\alpha$  and  $T_a$ .

Summing up, in the general case the application of the first order sensitivity analysis can be not sufficient and then the second order sensitivity can be taken into account.

*The paper has been sponsored by KBN (Grant No 3 T08B 004 28)*

## References

- [1] Godunow S.K., Riabenskij W.S., Raznostnyje schemy (wwiedienije w teorii), Nauka, Moskwa 1997.
- [2] Dems K., Sensitivity analysis in thermal problems-II: structure shape variation, Journal of Thermal Stresses 1987, 10, 1-16.
- [3] Dems K., Rousselet B., Sensitivity analysis for transient heat conduction in a solid body - Part I: External boundary modification, Structural Optimization 1999, 17, 36-45.
- [4] Davies C.R., Saidel G.M., Harasaki H., Sensitivity analysis of one-dimensional heat transfer in tissue with temperature-dependent perfusion, Journal of Biomechanical Engineering, Transactions of the ASME 1997, 119, 77-80.
- [5] Kleiber M. (red.), Komputerowe metody mechaniki ciał stałych, WN PWN, Warszawa 1995.
- [6] Wojciechowska W., Doctoral Theses, Częstochowa 2005.
- [7] Siedlecki J., Doctoral Theses, Częstochowa 2002.
- [8] Lupa M., Mochnacki B., Siedlecki J., The influence of boundary conditions on the continuous casting solidification, Archives of Foundry 2001, 1, 1, 232-237.
- [9] Majchrzak E., Mochnacki B., The application of sensitivity analysis in thermal theory of foundry processes, Polska metalurgia w latach 1998-2002, red. A. Kwitkowski, Komitet Metalurgii PAN, Tom 2, 213-221.
- [10] Mochnacki B., Majchrzak E., Szopa R., Sensitivity analysis in 2D solidification problem: variation of mould parameters, Advances in Boundary Element Techniques II, Hoggar, Geneva 2001, 281-288.
- [11] Szopa R., Wojciechowska W., Sensitivity analysis of solidification process with respect to grains geometry, Archives of Foundry 2003, 3, 10, 255-260.