

Please cite this article as:

Henryk Piech, The researches of finding consistent in Saaty's matrix judgments with interval parameters, Scientific Research of the Institute of Mathematics and Computer Science, 2008, Volume 7, Issue 1, pages 171-190.

The website: <http://www.amcm.pcz.pl/>

Scientific Research of the Institute of Mathematics and Computer Science

THE RESEARCHES OF FINDING CONSISTENT IN SAATY'S MATRIX JUDGMENTS WITH INTERVAL PARAMETERS

Henryk Piech

*Czestochowa University of Technology, Poland
hpiech@adm.pcz.czest.pl*

Abstract. The goal of our proposition is work out the conception coming to satisfy given requires to consistent level in condition of interval parameters in Saaty's matrix. These requires refer to speed of convergence and scale of value or variance of corrective judgments too. At last we made a simple comparison between proposed variants of modification in reference to parameter of level of consistent (inconsistent), number of iteration, variance of corrective increments.

Introduction

Uncertain information may be presented by interval [1-3], fuzzy [4, 5] or approximation [2, 6] character of evaluating, converting and inference [5, 7, 8]. We can consider different but realistic variants of situations and formulated problems. Starching realistic problems we often found situations, when some parameters have deterministic or even "frozen" form or level. The second (last) goal is the proposition of investigation and methodology of improving of judgment matrix [9-11]. It should be done on the possibility earlier stages of task (to eliminate progression of errors). Chosen convention permit us define extra criterion relating on increasing pace of convergence to optimal (possibly in given situation) level of consistent or warranting minimal corrections in experts opinions (judgments). To have permanently control of changes in structure of relative opinions we propose iterative procedure. It warrants, as well, possibility of change extra-criterion character during improving process. Proposed method has some advantages which will be presented in the last two section of this paper. However the method has also disadvantage consist in disturbing of consistent level in the first several stages (iterations) of improving process. We should say that this phenomena don't occurs very often and we may avoid it by using special worked out heuristic (authors regret about not described them in this paper).

1. Adaptation (modification) proposed method of improved consistent to interval conditions

Process of adaptation is simple and consist in narrowed increment correction to ranks of setting interval (Fig. 1).

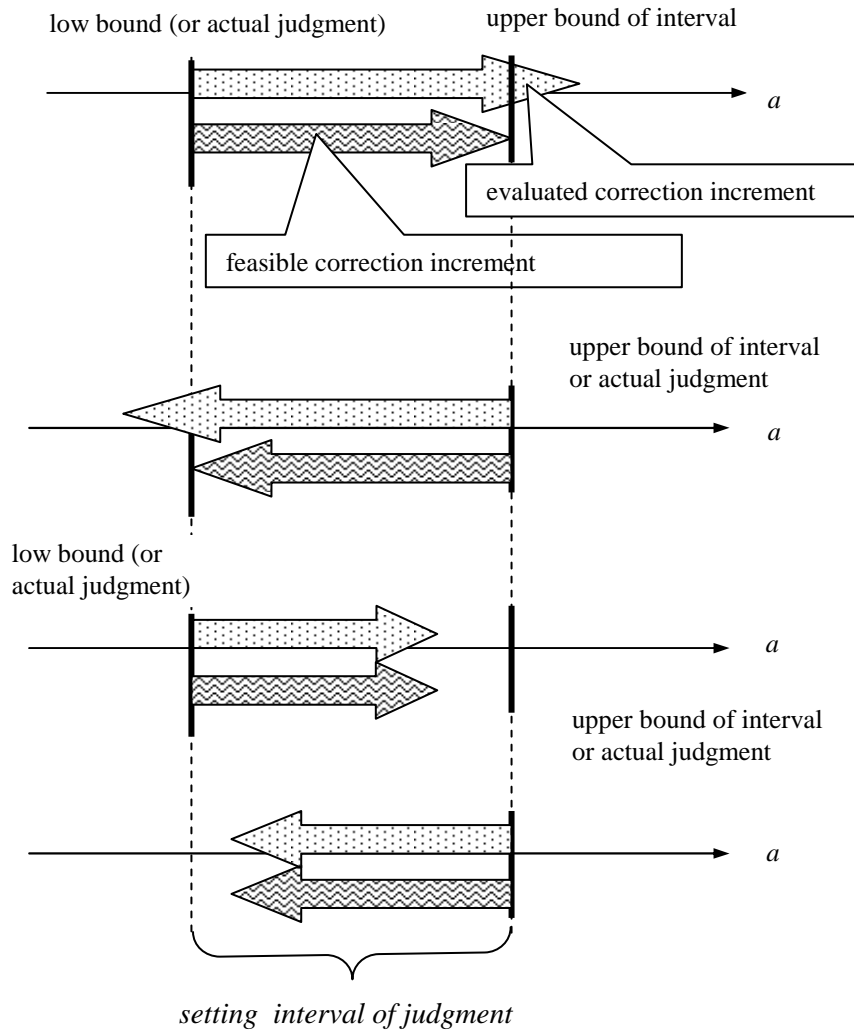


Fig. 1. The rules of adaptation method of improvement level of consistent to interval condition. Actual judgment means judgment after last correction

To realization correction (improvement) method we start from initial point (low or upper bound of interval or actual level of judgment). Then we evaluate the correction increments and cutting its according to width of interval (see Fig. 1).

Choice of correcting increment we can realize like in Figure 2. As example 1 we use data from [12] (Table 1).

Table 1.

Date of relative pairwise judgment from [12]

Goal	Price	Quality stability	Financial serv.	Customer serv.
Price	1	[2,3]	[3,5]	[4,7]
Quality stability	[1/3,1/2]	1	[1,2]	[3,4]
Financial service	[1/5,1/3]	[1/2,1]	1	[2,4]
Customer service	[1/7,1/4]	[1/4,1/3]	[1/4,1/2]	1

2. Experimental approval the conception of finding consistent level

We start from upper bounds of interval as well as use correcting row $k = 1$ and column $k = 4$ simultaneously.

Tables 2.

The example of improvement consistent level (variant 1)

1-st iteration

date a(i,j)				correcting row k= 1				correcting column k= 4					
1	3	5	7	0	0	0	0	0	1,250	3,250	0,000		
0,333	1	2	4		0	0,333	1,667		0	1,000	0,000		
0,200	0,500	1	4			0	2,600			0	0,000		
0,143	0,250	0,250	1				0				0		
sum column				sum row				vector w					
1,533	4,500	8,000	15,000	2,411	0,956	0,633	0,247	0,603	0,239	0,158	0,062	2,543	4,220
0,652	0,667	0,625	0,467	0,217	0,222	0,250	0,267	1,003	0,645	0,247	4,074	4,196	4,007
0,130	0,111	0,125	0,267	0,093	0,056	0,031	0,067	4,191	4,164	average>			
sum column				sum col>	sum col>	sum col>	sum col>						
1	1	1	1	4,000	1,000	4,191	4,164						
consistent			inconsistent Cl			limit							
0,06056			0,054502411										

After 7-th iteration we obtain level of inconsistent clause to zero:
 7-th iteration

date a(i,j)				correcting row k= 1				correcting column k= 4			
1	2,333	3,000	7,000	0	0	0	0	0	0,000	0,000	0,000
0,429	1	1,286	3,000		0	0,000	0,000		0	0,000	0,000
0,333	0,778	1	2,333			0	0,000			0	0,000
0,143	0,333	0,429	1				0				0

sum column				sum row	vector w	u=A*w	lambda =u/w
1,762	4,111	5,286	12,333	2,270	0,568	2,270	4,000
0,568	0,568	0,568	0,568	0,973	0,243	0,973	4,000
0,243	0,243	0,243	0,243	0,757	0,189	0,757	4,000
0,189	0,189	0,189	0,189	0,324	0,081	0,324	4,000
0,081	0,081	0,081	0,081				

sum column				sum col>	sum col>	sum col>	average>
1	1	1	1	4,000	1,000	4,000	4,000

consistent	inconsistent CI	limit
1,5E-09	1,36732E-09	

The presentation all stages of improvement CI is in Figure 2.

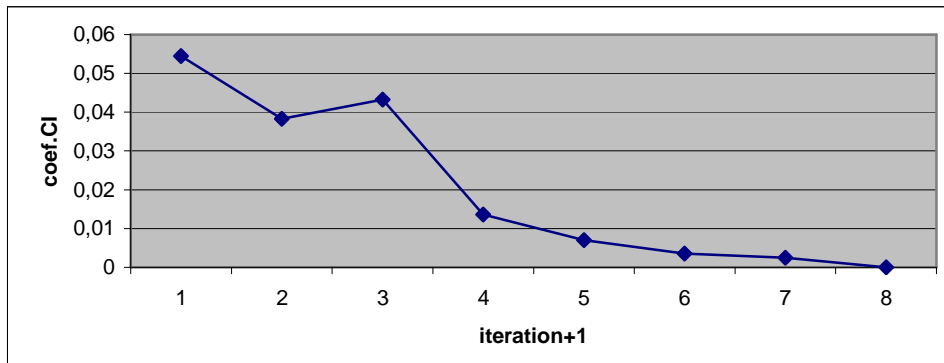


Fig 2. Improvement of CI

In second part of experiment we use averaging method of correction (described above) (Tables 3).

Tables 3.

Results of averaging method of correction without taking into account actual values of judgment (variant 2)

1-st iteration

date a(i,j)				averaged judgments without actual state				averaged correction									
1	3,000	5,000	7,000	1	2,125	1,75	7	0,000	0,875	3,250	0,000						
0,333	1	2,000	4,000		1	1,333	2,333		0,000	0,667	1,667						
0,200	0,500	1	4,000			1	1,700			0,000	2,300						
0,143	0,250	0,250	1				1				0,000						
sum column																	
1,533	4,500	8,000	15,000														
0,652	0,667	0,625	0,467														
0,217	0,222	0,250	0,267														
0,130	0,111	0,125	0,267														
0,093	0,056	0,031	0,067														
sum column																	
1	1	1	1	sum row	vector w	u=A*w	lambda =u/w										
				2,411	0,603	2,543	4,220										
				0,956	0,239	1,003	4,196										
				0,633	0,158	0,645	4,074										
				0,247	0,062	0,247	4,007										
				sum col>	sum col>	sum col>	average>										
				4,000	1,000	4,191	4,164										
				<table border="1"> <thead> <tr> <th>consistent</th><th>inconsistent CI</th><th>limit</th> </tr> </thead> <tbody> <tr> <td>0,06056</td><td>0,054502411</td><td></td> </tr> </tbody> </table>								consistent	inconsistent CI	limit	0,06056	0,054502411	
consistent	inconsistent CI	limit															
0,06056	0,054502411																

After 7-th iteration we obtain results

date a(i,j)				averaged judgment without actual state				averaged correction									
1	1,313	2,333	7,000	1	1,313	2,333	7	0,000	0,000	0,000	0,000						
0,762	1	1,777	5,331		1	1,777	5,331		0,000	0,000	0,000						
0,429	0,563	1	3,000			1	3,000			0,000	0,000						
0,143	0,188	0,333	1				1				0,000						
sum column																	
2,190	2,876	5,110	15,331														
0,457	0,457	0,457	0,457														
0,348	0,348	0,348	0,348														
0,196	0,196	0,196	0,196														
0,065	0,065	0,065	0,065														
sum column																	
1	1	1	1	sum row	vector w	u=A*w	lambda =u/w										
				1,826	0,457	1,826	4,000										
				1,391	0,348	1,391	4,000										
				0,783	0,196	0,783	4,000										
				0,261	0,065	0,261	4,000										
				sum col>	sum col>	sum col>	average>										
				4,000	1,000	4,000	4,000										
				<table border="1"> <thead> <tr> <th>consistent</th><th>inconsistent CI</th><th>limit</th> </tr> </thead> <tbody> <tr> <td>8,6E-10</td><td>7,70166E-10</td><td></td> </tr> </tbody> </table>								consistent	inconsistent CI	limit	8,6E-10	7,70166E-10	
consistent	inconsistent CI	limit															
8,6E-10	7,70166E-10																

The presentation all stages of improvement CI is in Figure 3.

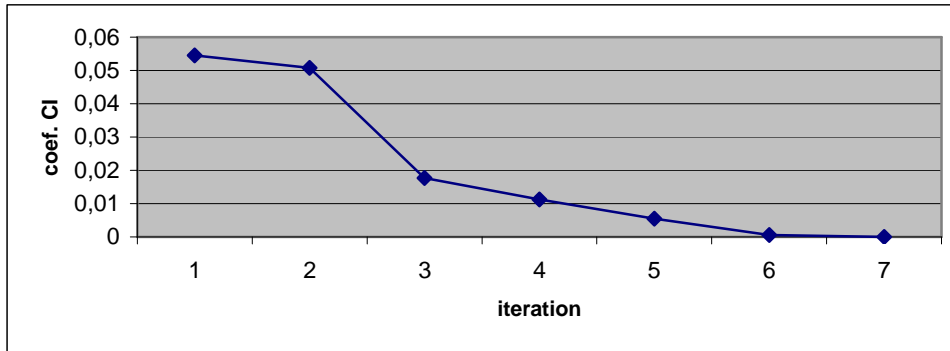


Fig. 3. Improvement of inconsistent CI

We may realize averaging method in two variants: without taking into account actual state (corrected judgment) or with taking into account actual state. In above part of experiment we don't take into account corrected judgment. There is interesting to compare two variants of averaging method (Tables 4).

Tables 4.

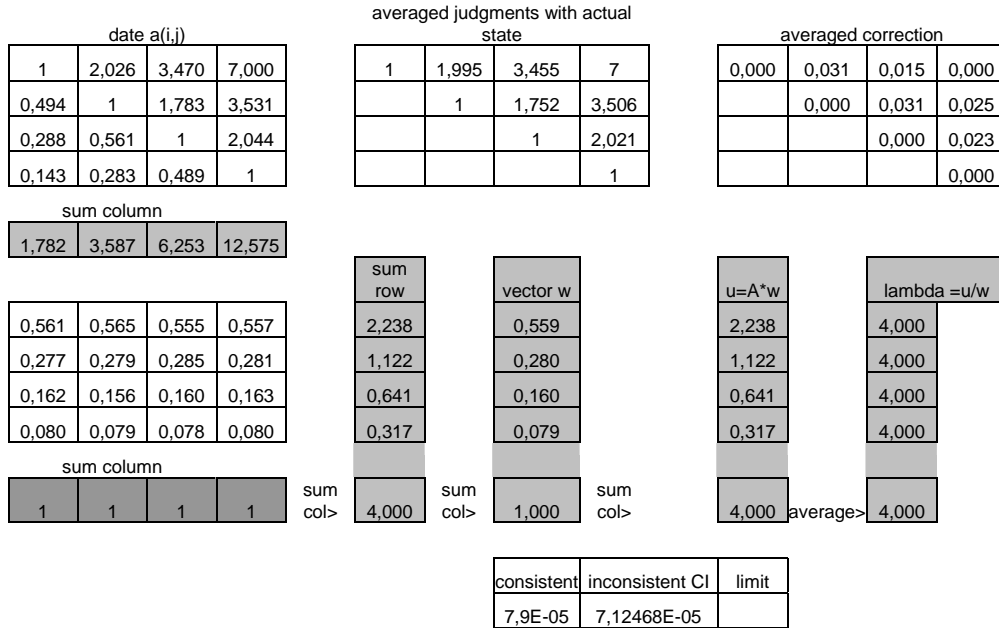
Results of averaging method of correction with taking into account actual value of judgment (variant 3)

1-st iteration

date a(i,j)				averaged judgments with actual state				averaged correction			
1	3,000	5,000	7,000	1	2,563	3,917	7	0,000	0,438	1,083	0,000
0,333	1	2,000	4,000		1	1,667	3,444		0,000	0,333	0,556
0,200	0,500	1	4,000			1	2,850			0,000	1,150
0,143	0,250	0,250	1				1				0,000
sum column											
1,533	4,500	8,000	15,000								
				sum row	vector w	u=A*w	lambda =u/w				
0,652	0,667	0,625	0,467	2,411	0,603	2,543	4,220				
0,217	0,222	0,250	0,267	0,956	0,239	1,003	4,196				
0,130	0,111	0,125	0,267	0,633	0,158	0,645	4,074				
0,093	0,056	0,031	0,067	0,247	0,062	0,247	4,007				
sum column				sum col>	sum col>	sum col>	average>				
1	1	1	1	4,000	1,000	4,191	4,164				
consistent	inconsistent CI	limit									
0,06056	0,054502411										

After 14-th iteration we obtain:

14-th iteration



The presentation all stages of improvement CI is in Figure 4.

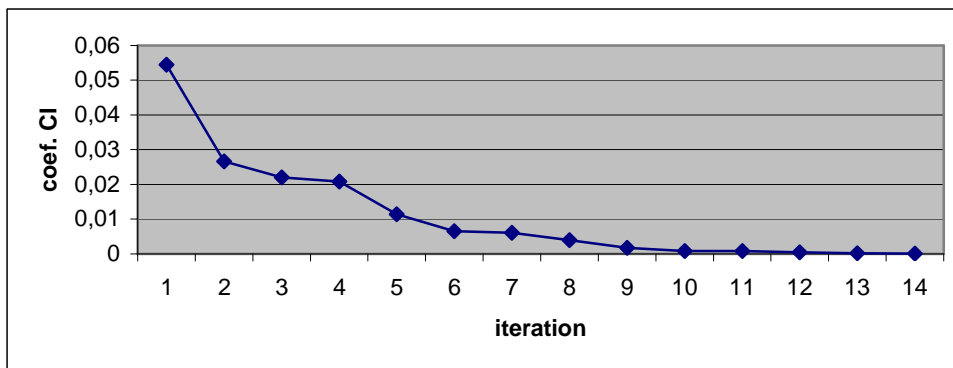


Fig. 4. Improvement of consistent CI

The corrective scale we estimate with help of average and variance of judgments correction. For three last variants (modification) of proposed improving method we obtain results presented in diagrams in Figures 5-7. The process of iteration starts from upper bounds and scale of correction was evaluated according to upper bounds too.

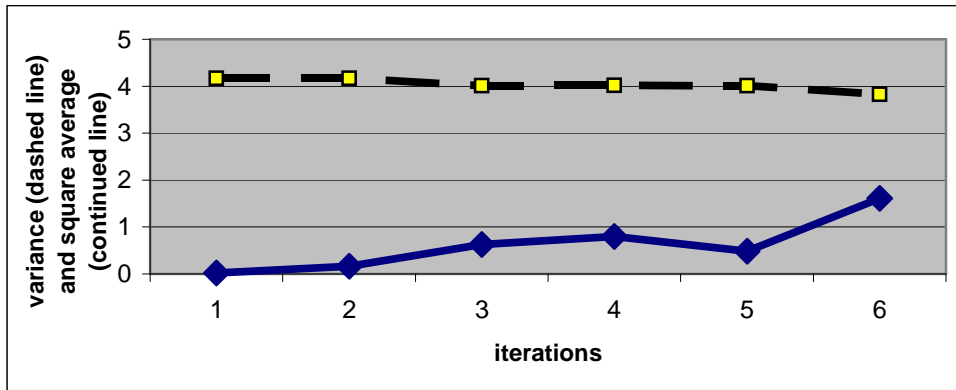


Fig. 5. Scale of judgments correction for variant 1

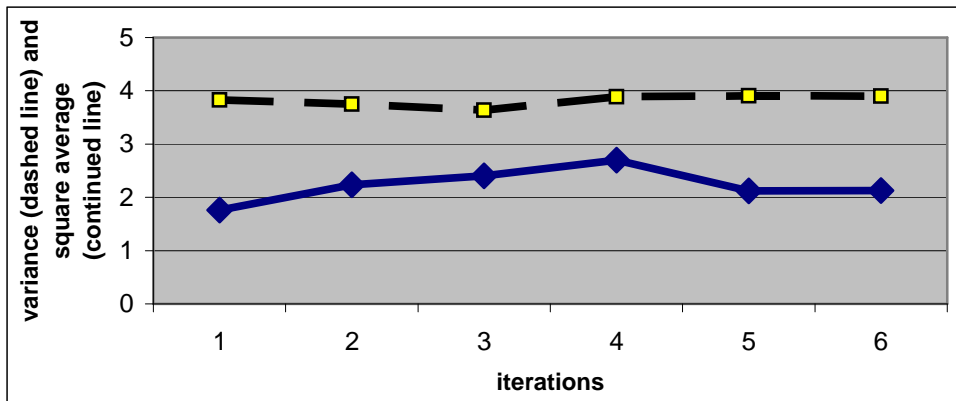


Fig. 6. Scale of judgments correction for variant 2

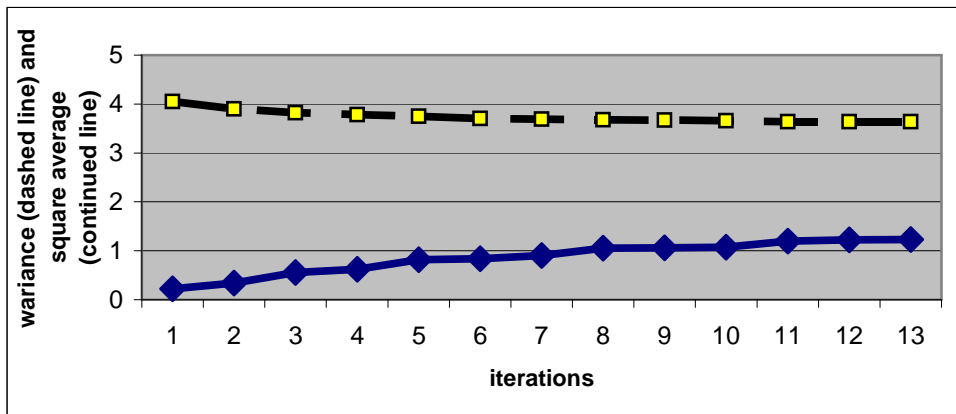


Fig. 7. Scale of judgments correction for variant 3

Conclusions

Proposed three variants of improving method characterized different scale of judgment correction (Figs. 5-7) and different speed of convergence to optimal consistent (Figs. 2-4). Taking into account actual state in averaging procedure we obtain more "smoothly" corrective judgment process but it is realized in much more cycle (about two times longer). Using interval data influences on enlarging time of convergence to consistent level, because same evaluated corrective increments must be abbreviate.

References

- [1] Arbel A., A linear programming approach for processing approximate articulation of preference, (in:) P. Korhonen, A. Lewandowski, J. Wallenus, (Eds.), *Multiple Criteria Decision Support, Lecture Notes in Economics and Mathematical Systems*, vol. 356, Springer-Verlag, Berlin 1991, 79-86.
- [2] Kress M., Approximate articulation of preference and priority derivation - a comment, *European Journal of Operational Research* 1991, 52, 382-383.
- [3] Salo A., Hamalainen R.P., Preference programming through approximate ratio comparisons, *European Journal of Operation Research* 1995, 82, 458-475.
- [4] Buckley J.J., Fuzzy hierarchical analysis, *Fuzzy Sets and Systems* 1985, 17, 233- 247.
- [5] Islam R., Biswal M.P., Alam S.S., Preference programming and inconsistent interval judgments, *European Journal of Operational Research* 1997, 97, 53-62.
- [6] Aguaron J., Escobar M.T., Moreno-Jimenez J.M., Consistency stability intervals for judgement in AHP decision support systems, *European Journal of Operational Research* 2003, 145, 382-393.
- [7] Moreno-Jimenez J.M., A probabilistic study of preference structures in the analytic hierarchy process with interval judgments, *Mathematical and Computer and Computer Modelling* 17 (4/5), 73-81.
- [8] Salo A., Hamalainen R.P., Processing interval judgments in the analytic hierarchy process, (in:) A. Goicochea, L. Duckstein, S. Zoints (Eds.), *Multiple Criteria Decision Making. Proceedings of the Ninth International Conference held in Fairfax, Virginia, 1990*, Springer, New York 1992, 359-372.
- [9] Saaty T.L., *The Analytic Hierarchy Process*, McGraw-Hill, New York 1980.
- [10] Saaty T.L., *Multicriteria Decision Making: Analytic Hierarchy Process*, RWS Publications, Pittsburgh 1994.
- [11] Saaty T.L., Vargas L.G., Uncertainty and rank order in the analytic hierarchy process, *European Journal of Operational Research* 1987, 32, 107-117.
- [12] Mikhailov L., Fuzzy analytical approach to partnership selection in information of virtual enterprises, *Omega* 2002, 32, 393-401.